

Steady + Flashing + Rotation + Buzzer



High-Bright



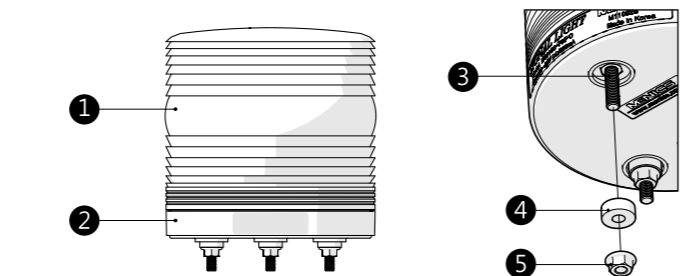
1. Product model classification

MS115T - F 0 0 - R - L

① ② ③ ④

1. Light Style		2. Power Supply	
F	Steady + Flashing	00	12 ~ 24VAC/DC
R	Steady + Flashing + Rotation	FF	90 ~ 240VAC
B	Steady + Flashing + Rotation + Buzzer		
3. Lens color		4. Body length	
R	Red	No mark	20mm Base body
Y	Yellow	L	40mm Base body
G	Green		
B	Blue		
C	Clear		

2. Part name



No	Part name	Material
1	Lens cap	PC resin
2	Base Body	ABS resin (Black)
3	Fastening screw	SUS M5X35
4	Dustproof rubber	NBR
5	Flange fixing nut	SUS M5

[Buzzer sound hole]

When installing display light with built-in buzzer, make sure to maintain the space (gap) between the installed side and base body at least maximum 5mm or above.

* Outside dimension and performance of the product are subject to change without notice to improve the product.

115mm Multi Function LED Signal Light MS115T Series User Manual

Thank you for purchasing Menics product. For the proper and safe use of this product, please read and fully understand this manual before use.

Instructions for safety

- * Instruction for safety is made to prevent accidents or risks in advance by using the product safely and correctly and be sure to observe it.
- * Instructions are divided into two categories as "Warning" and "Attention" and they are as follows.

Warning If instruction is violated, there is the possibility of serious injury or death.

Attention If instruction is violated, there is possibility of minor injury or damage on the product.

* The meaning of the picture symbols used in the product and User manual are as follows.

! is the sign meaning attention needs to be paid because there is the concern of risk occurrence under certain condition.

Warning

- In case it is used for the machines which make greater impact on life or property (e.g. nuclear power control, medical equipment, railroad car, aerospace, combustion equipment, recreation equipment, etc. or safety devices), make sure to attach safety device bifariously before use.
There is the possibility of causing huge losses resulted from fire, personal injury and property damage.
- Do not disassemble and renovate the product. Please contact the head office or regional office for internal inspection or repair.
There is the risk of causing fire, electrical shock and product damage.
- While power is on, do not make wiring, maintenance or repair.
There is the danger of electrical shock.
- Rated voltage range must be kept for the power input voltage.
There is the danger of fire or electric shock.
- Before power on, make sure to check whether connection is made correctly.
There is the danger of fire, electrical shock or product damage.
- When replacing lens, there might be remaining current. Make sure to replace lens one minute after putting off power.
There is the danger of electric shock.
- Do not use the product in the area such as outdoor and explosion hazard, flammable gas, watery area, near to flammable material.
There is the danger of fire, electric shock or injury.
- When making installation, earthing must be done solely and use grounding wire of AWG No 16 or above.
There is the danger of electric shock.

Attention

- Make sure that there is nothing blocking the flow of air circulating.
There is the danger of deformation and product damage caused by heat.
- When the product is in operation, do not touch the product for a while.
There is the danger of burn.
- In case abnormality happens to the product, unplug the input power connection immediately.
There is the danger of fire or product damage.
- Do not use in places with severe vibration.
There is the danger of product damage.
- When cleaning, do not use water, organic solvent and clean with towel without moisture.
There is the danger of electric shock or fire.

3. Ratings / Performance

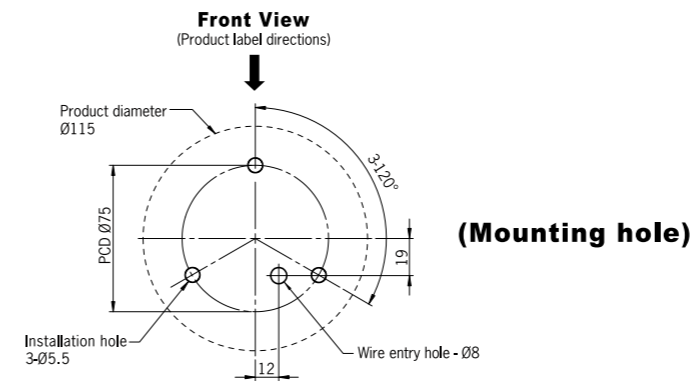
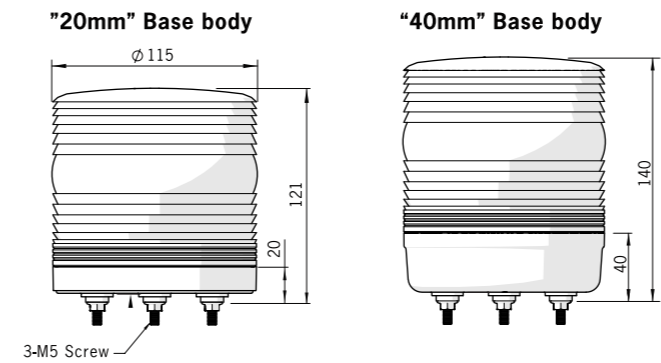
Function	Steady, Flashing, Buzzer, Rotating	
Power supply	12~24VAC/DC 90~240VAC 50/60Hz	
Dimension	115mm	
Buzzer level	Internal PCB board dip switch / volume control mode	10 ~ 100±5dB (at 1m)
Flashing rate	F1: 80±10 times flashing per minute F3: 240±10 times flashing per minute (emergency signal light)	
Rotation rate	min 60 ~ max 300 rpm (Clockwise rotation)	
Ambient Temperature	-20 ~ 40°C	
Storage ambient temperature	-20 ~ 70°C	
Ambient Humidity	45 ~ 85% RH	
Withstand Voltage	500V AC 50/60Hz for 1 minute	
Protection structure	IP65	Vibration
Approval	UL, RoHS	0.75mm at 10~55Hz
Wire size	1007UL / 22AWG	
Weight	App. 360g	

Note: LED lifetime depends on operating condition or environment.

Current consumption (Maximum current consumption when LED is lit.)

Power supply		Red	Yellow	Green	Blue	White
12~24V	General	0.54A	0.53A	0.25A	0.54A	0.24A
	Buzzer	0.69A	0.69A	0.39A	0.69A	0.39A
90~240V	General	0.08A	0.07A	0.04A	0.08A	0.04A
	Buzzer	0.23A	0.23A	0.19A	0.23A	0.19A

4. Outside dimension (Unit: mm)



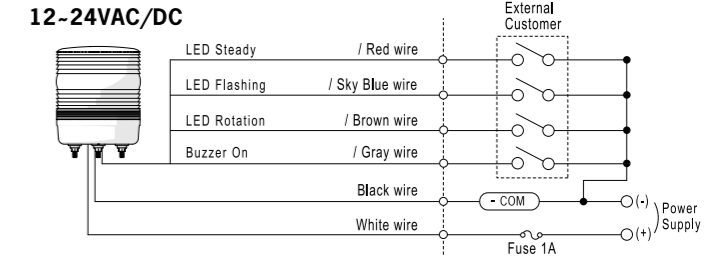
5. Product Installations

- This product has been manufactured with the structure of IP65.
- When it is used indoor, it can be installed in any direction.

! - Place to be installed should be the place with less vibration or shock and use it by attaching to flat surface.
- Avoid watery or dusty place if possible.

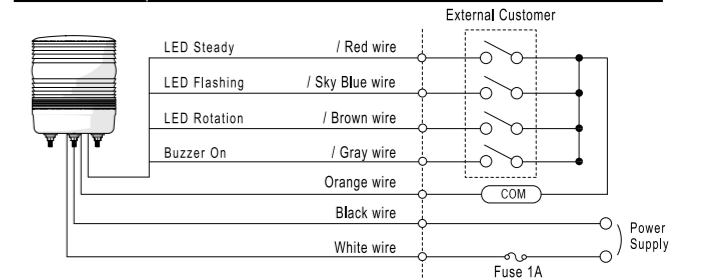
6. Connection diagram

! Before wiring, power supply must be turn off. There is the danger of electrical shock.



90-240VAC

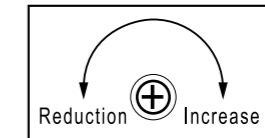
CAUTION Do not connect the power line and Signal lines.(Orange wire) It may cause damage to the product.



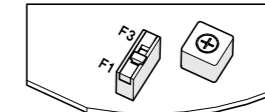
7. Feature setting

! When adjusting operating area while using the display light, do not hold the LED area directly by hand after removing the lens. There is the danger of burn, electric shock or injury.

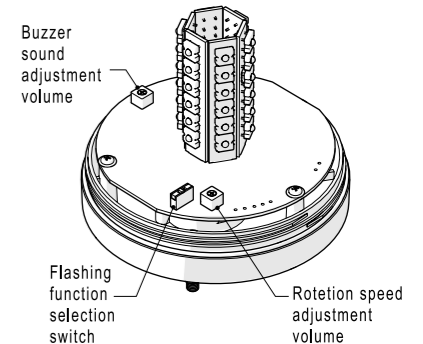
- Adjusting of buzzer sound
- Adjusting of Rotation



- Flashing feature selection



F1: 80±10times per minute
F3: 240±10times per minute (emergency signal display light)



8. Accessory part

[Wall mounted area fixing panel]

MAM-DS29
Material: Steel

