

CERTIFICATE OF COMPLIANCE

Certificate Number 20131127-E337322
Report Reference E314797-20080912
Issue Date 2013-NOVEMBER-27

Issued to: AUTONICS CORP
41-5 YONGDANG-DONG
YANGSAN-SHI KYUNGSANG-NAMDO 626-840
KOREA



This is to certify that representative samples of COMPONENT - AUXILIARY DEVICES
For Medels Refer To Addendum Page

Have been investigated by UL in accordance with the Standard(s) indicated on this Certificate.

Standard(s) for Safety: UL 508 and CAN/CSA C22.2 No. 14-13 Standard for Industrial Control Equipment.

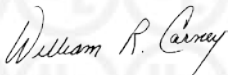
Additional Information: See the UL Online Certifications Directory at www.ul.com/database for additional information

Only those products bearing the UL Recognized Component Marks for the U.S. and Canada should be considered as being covered by UL's Recognition and Follow-Up Service and meeting the appropriate U.S. and Canadian requirements.

The UL Recognized Component Mark for the U.S. generally consists of the manufacturer's identification and catalog number, model number or other product designation as specified under "Marking" for the particular Recognition as published in the appropriate UL Directory. As a supplementary means of identifying products that have been produced under UL's Component Recognition Program, UL's Recognized Component Mark: , may be used in conjunction with the required Recognized Marks. The Recognized Component Mark is required when specified in the UL Directory preceding the recognitions or under "Markings" for the individual recognitions. The UL Recognized Component Mark for Canada consists of the UL Recognized Mark for Canada:  and the manufacturer's identification and catalog number, model number or other product designation as specified under "Marking" for the particular Recognition as published in the appropriate UL Directory.

Recognized components are incomplete in certain constructional features or restricted in performance capabilities and are intended for use as components of complete equipment submitted for investigation rather than for direct separate installation in the field. The final acceptance of the component is dependent upon its installation and use in complete equipment submitted to UL LLC.

Look for the UL Recognized Component Mark on the product.



William R. Carney, Director, North American Certification Programs

UL LLC

Any information and documentation involving UL Mark services are provided on behalf of UL LLC (UL) or any authorized licensee of UL. For questions, please contact a local UL Customer Service Representative at www.ul.com/contactus



CERTIFICATE OF COMPLIANCE

Certificate Number 20131127-E337322
Report Reference E314797-20080912
Issue Date 2013-NOVEMBER-27

This is to certify that representative samples of the product as specified on this certificate were tested according to the current UL requirements.

Auxiliary Devices

Push Button Switches - Type S, followed by 2, 3 or Q3, followed by PR or PF, followed by S or Blank, followed by -P1 or -E1, followed by R, G, B, Y or K, maybe followed by A, 2A, 3A, B, 2B, 3B, AB, 2AB or A2B, maybe followed by M.

Illuminated Push Button Switches - Type S, followed by 2, 3, Q3, followed by PR or PF, maybe followed by U, followed by S or Blank, followed by -P3 or E3, followed by R, G, B, W or Y, followed by U, L, X or Blank, maybe followed by AD, 2AD, BD, 2BD, ABD, AL, 2AL, BL, 2BL or ABL, maybe followed by M.

Selector Switches - Type S, followed by 2 or 3, followed by SR or SF, followed by N or Blank, followed by -S1, -S2, -S3, -S4, -S5, -S6, -S7, -S8, -SA, -SB, -SC, or -SD, followed by A or B, followed by W or R, maybe followed by A, 2A, B, 2B, or AB, maybe followed by M.

Illuminated Selector Switches - Type S, followed by 2 or 3, followed by SR or SF, followed by N or Blank, followed by -L1, -L2, -L3, -L4, -L5, -L6, -L7, -L8, -LA, -LB, -LC or -LD, followed by A or B, followed by R, B, G or Y, maybe followed by A, 2A, B, 2B, or AB, maybe followed by D or L, maybe followed by M or Blank.

Pilot Lamp - Type L, followed by 2, 3 or Q3, followed by RR or RF, followed by -L1, -L2, -L3 or -L4, followed by B, G, R, W or Y, maybe followed by D or L, maybe followed by M or Blank.

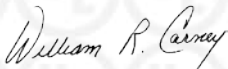
I/O Push Button Switches - Type S, followed by 2, followed by TR, followed by -P1 or -P3, followed by W, maybe followed by AB, AB, 2A, 2B, 2A or 2B, maybe followed by D or L, maybe followed by M or Blank.

Begin Push Button Switches - Type S, followed by 2, followed by BR, followed by -P1, followed by G or R, maybe followed by A, 2A, 3A, B, 2B, 3B, AB, 2AB or A2B, maybe followed by M or Blank.

Key Selector Switches - Type S, followed by 2 or 3, followed by KR or KF, followed by A or Blank, followed by -1, -2, -3, -4, -5 or -6, followed by A, B, C, D, E, F or G, followed by K or S, maybe followed by A, 2A, B, 2B or AB, maybe followed by M or Blank.

LED Block - Type SA, followed by -LA or -LD, followed by B, G, R, Y or Blank, maybe followed by M.

Contact Block - Type SA, followed by -CA or -CB, maybe followed by M..



William R. Carney, Director, North American Certification Programs

UL LLC

Any information and documentation involving UL Mark services are provided on behalf of UL LLC (UL) or any authorized licensee of UL. For questions, please contact a local UL Customer Service Representative at www.ul.com/contactus

